

**ISSUE 1
2016**

KIDS



f Kids Arts Academy
@kidsarts_uk



ARTS



ACADEMY



MAGAZINE

**AFTER SCHOOL AND OFSTED REG HOLIDAY
ART, COOKING AND ANIMATION CLUB DATES**

WWW.KIDSARTSACADEMY.CO.UK



INSIDE THIS ISSUE:

PAGE 1 - LEARN HOW TO DRAW

PAGE 2 - ART COMPETITION

PAGE 3 - LEMON DRIZZLE RECIPE AND KAA CARTOON TIME


PAGE 4 - CRAFTS AND PUZZLES





LEARN TO DRAW A PENGUIN FAMILY

WE HAVE CREATED A
STEP BY STEP GUIDE
USING SHAPES AND
PATTERNS SO THAT
YOU CAN DRAW THIS
IMAGE! FOLLOW THE
STEPS IN ORDER AND
CREATE THE DRAWING
OF THIS PENGUIN
FAMILY!



COMPETITION TIME!

AND THE
WINNER IS ...

This issue's competition we asked for a drawing of your favourite animals! There were so many good entries! We wanted to share some of your amazing artwork here! Keep sending your work, even if it's not something for the competition, just something you're really proud of! For next issue's competition please send us your paintings of an Underwater World by email to:

hannah@kidsartsacademy.co.uk

The winner will receive half a free day at our holiday club and goodie bag and 3 runners up get a KAA goodie bag too!




Bea Crook, age 7

KIDS ARTS ACADEMY GALLERY RUNNER UPS



Emma Paice, age 7



Roneth Abhayaratne, age 6



Zakir Shiyamin, age 6

THIS ISSUE'S RECIPE ... YUM!

tastes lovely with cream!

Lemon Drizzle

Ingredients (serves 6):

- 150g self-rising flour
 - 150g sugar
 - 150g margarine
 - 2 eggs
 - 1 tablespoon of lemon juice
- Drizzle icing:
- 2 tbsp. lemon juice
 - 50g sugar

Equipment

- cake tin
- measuring scales
- large mixing bowl
- mixing spoon
- 1 teaspoon
- 2 tablespoons
- 1 fork

Method

1. Get an adult to preheat the oven to 180 degrees
2. Grease a cake tin with butter or line with greaseproof paper
3. Weigh out the flour, margarine and sugar into a mixing bowl
4. Mix the ingredients in the bowl until combined
5. Add the eggs
6. Add the vanilla essence
7. Mix the ingredients again making sure everything is combined
8. Pour the mixture in the cake tin evenly
9. Bake for 30 minutes
10. While the cake is in the oven make the icing for the cake
11. Mix the sugar and lemon until all the sugar has dissolved creating a syrup
12. When the cake is out of the oven prong all over with a fork and drizzle over the syrup letting it soak in

BOB THE CREATIVE, CRAFTY CAT!



Send your cartoon strips to us at hannah@kidsart+academy.co.uk and you might feature in our next issue!

TIME TO GET CRAFTY!

HOW TO MAKE A PAPER CRAFTED BIRD

1. Draw the body of a bird using simple shapes



2. Cut out the body and cut two slits at the top and back of the body



3. Make two corrugated sheets by folding separate pieces of paper into thin strips



4. Slide the folded papers through the slits



5. Fan out the corrugated paper and glue the two halves of the tail together



6. Draw on patterns for detail

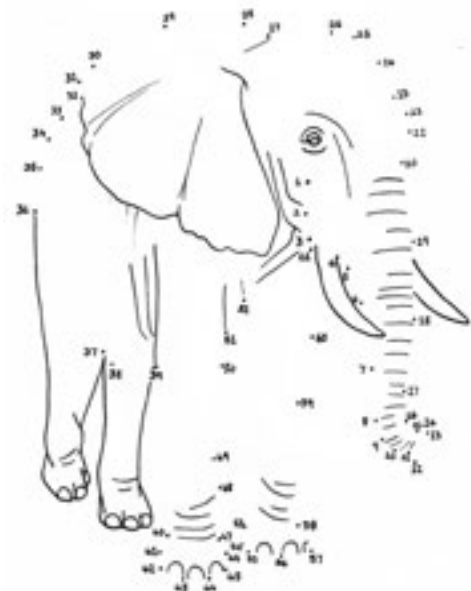


A K O L I M E C
 B I R E G E P A
 F W A M R L E P
 R I N P A O A R
 U F G L P N R I
 I N E U E L G C
 T L E M O N E O
 S C H E R R Y T

Can you find these fruits?

FRUITS APPLE ORANGE MANGO
 APRICOT PEAR MELON CHERRY
 KIWI LIME PLUM LEMON FIG

DOT TO DOT



Summer Holiday Club 2016!

18th July - 2nd September

at Tapton Secondary School, Darwin Ln, Sheffield S10 5RG and Hallam Community Hall S10 4BD

Look out for our other holiday clubs throughout the year!

October half term - Monday 24th October to Friday 28th Christmas holidays - Monday 19th to Friday 23rd December.

	ART	COOKING	ANIMATION	
WEEK 1 (Tapton)	Mon 18th July	Inside the goblin's cave - drawing & paint Craft - paper weaving animals	Roasted veg and cheese pastry wrap Apple and cinnamon Cobbler	A day in the life of... (4-8 yrs.)
	Tues 19th	Clay work- medieval castle The land of the dinosaurs- drawing & paint	Tomato and Smokey Cheese pizza Chocolate and banana bread	N/A
	Weds 20th	Goblin's picnic- drawing, pastel & paint Learn how to draw faces	Pasta with cheese and leek sauce Banana and berry pastry wrap	A day in the life of... (9-14yrs)
	Thurs 21st	FULL DAY Print your own apron	No knead Turkish bread Raspberry Polenta cake	N/A
	Fri 22nd	Draw a lop eared rabbit A rainstorm Straw blown painting	Baked spaghetti Syrup Sponge	Animal Mishaps (4-8 yrs.)
	WEEK 2 (Tapton)	Mon 25th	Enchanted land - drawing & paint A camouflaged zebra	Sweet pepper pasta (pepperonta) Jammy Sponge
Tues 26th		Inside the giant robot - drawing & paint Craftwork-painted paper plate plants	Calzone Peach Cobbler	N/A
Weds 27th		Clay work- handprint tile The angry giant- drawing	Homemade pasta rolls Beetroot cake	Animal Mishaps (9-14yrs)
Thurs 28th		FULL DAY Print your own cushion cover	Sweet potato flat bread Marble Cake	N/A
Fri 29th		Thunder and Lightning painting- mixed media Craft work - Make a carnival mask	Cheese and leek pastry wrap Lemon Polenta cake	The Magic Hat (4-8 yrs.)
WEEK 3 (Tapton)		Mon 1st Aug	The mermaids palace- painting and collage Learn to draw Manga	Smokey cheese and courgette pasta Apple Pie bites
	Tues 2nd	FULL DAY Design and Print your own bag	Stuffed Crust Pizza Vanilla Fruit sponge	N/A
	Weds 3rd	Learn to draw a centaur Craft work - 3d paper design	Veggie Lasagne Sweet potato and raisin bread	Lost In Space (9-14yrs)
	Thurs 4th	Clay work- stamp printing How to draw a medieval castle with a moat	Homemade pitta bread stuffed with roasted veg and cheese Apple and cinnamon pastry wrap	N/A
	Fri 5th	The witches go wild - drawing, oil pastel & paint Inside an elf's house- secret opening doors- pencil and paint	Fresh salsa Pasta Upside down chocolate and raspberry cake	Lost In Space (4-8 yrs.)

	ART	COOKING	ANIMATION	
WEEK 4 (Tapton)	Mon 8th	Bad Robots collage Learn to draw Manga	Cheese and Roasted veg Taquitos Shortbread slice with apple and crumble	Exploring the Jungle (4-8yrs)
	Tues 9th	Clay work - make an imaginary animal A camouflaged tiger - pencil and paint	Calzone Grandma Pearson's oat biscuits	N/A
	Weds 10th	Design your own Lego character An Underwater city - Paint and oil pastel	Spinach and cheese pie Cinnamon buns	Exploring The Jungle (9-14yrs)
	Thurs 11th	A journey into space - paint and oil pastel Make an Owl or Eagle Mask	Spring onion and parsley loaf Apple Flumble	N/A
	Fri 12th	Learn how to draw clouds- pencil and paint A jungle adventure - collage	Cheese and tomato pasta frittata Fruit scones	Trip to the North Pole (4-8yrs)
	WEEK 5 (Tapton)	Mon 15th	Craft activity - paper weaving Hot air balloons - learn how to draw 3d	Singapore Noodles Jam tarts
Tues 16th		Clay work- miniature fairy castle How to draw a dolphin	Italian tart Rice cake	N/A
Weds 17th		Sunset drawing -Learn how to use shadow The seven dwarves goldmine	Cheese and broccoli quiche Banana cake	Magic Tree (9-14yrs)
Thurs 18th		FULL DAY Print your own t-shirt	Italian bread Apple pie	N/A
Fri 19th		Inside the dragon's lair - pencil and paint The circus comes to town- drawing	Supergreen veg and feta puffs Cereal crunch bar	Magic Tree (4-8yrs)
WEEK 6 (Tapton)		Mon 22nd	Clay work- Animal Coil pot The runaway train- pencil and paint	Smokey Leekie Cauli bake Date and banana bread
	Tues 23rd	Fabric painting Down the rabbit hole - inspired drawing	Calzone Lemon tart	N/A
	Weds 24th	Make a fox mask Learn how to draw manga	Cheese and onion potato rosti Spiced apple cake	Dinosaurs Return (9-14yrs)
	Thurs 25th	Craft work - 3D paper craft Delauney inspired pattern	Two tone Bread Lemon drizzle cake	N/A
	Fri 26th	Learn how to draw a topsy turvy face Make an awesome ancient treasure map	Supergreen and sweet potato frittata Choc & banana bread & butter pudding	Pirates at Sea (4-8yrs)
	WEEK 7 (Hallam)	Tues 30th	Clay work- design and make a mushroom house The ship to Treasure Island- drawing	Pizza Iced Buns
Weds 31st		Draw an alien spaceship A secret animal underground world	Cheese and Leek Quiche Raisin and fennel seed loaf	Dinosaurs Return (9-14yrs)
Thurs 1st Sep		Make an Egyptian king/queen's headdress A Viking crusade- pencil and paint	Rosemary Focaccia Upside down fruit sponge	N/A
Fri 2nd		How to draw a stag- pencil and paint A secret woodland fairy city	Thai noodles Double chocolate cake	Pirates at Sea (4-8yrs)

After School Clubs 2016

We run after school clubs from the following schools in Sheffield. Please note that with the exception of Dore Old School, these clubs are only open to children who attend each school.

Experienced CRB-checked professionals design and deliver all our inspiring activities. We are also registered with the Children's University.

A drink and snack are provided during our after school clubs (excluding Dobcroft) and spaces can be reserved a term at a time, or booked for the full academic year.

Day	Venue	Activity	Start/Finish	Price Per Week
Monday	Dore Old School	Art & Cooking	3.15pm-5.30pm	£9.00
Monday	Dobcroft Juniors	Cooking	3.45pm-4.45pm	£6.50
Tuesday	Hunter's Bar Junior	Art	3.15pm-5.30pm	£8.50
Wednesday	Lydgate Junior	Art	3.15pm-5.15pm	£8.00
Thursday	Mosborough Primary	Art	3.15pm-5.15pm	£8.00
Thursday	Dobcroft Infants	Cooking	3.30pm-4.30pm	£6.50
Friday	Lydgate Junior	Cooking	3.15pm-5.30pm	£9.00
Friday	Dobcroft Infants	Art	3.30pm-4.30pm	£6.00

Please note, bookings are payable per term or half term, not per session.

To book, please email bookings@kidsartsacademy.co.uk with the following information:

Name of child, name of club, class/year and teacher; 2 contact names/numbers; any special requirements.

Places are not confirmed until payment is received. Once we have received your email or call we will send a link to make payment by Worldpay or online bank transfer.

We also run clubs every week day during the school holidays. These are open to all children from 4-14 years old. For more information, please visit:

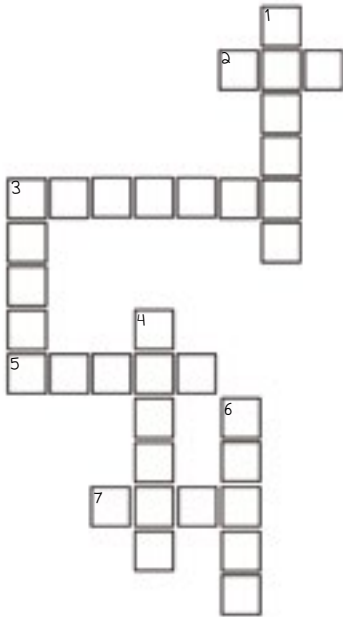
www.kidsartsacademy.co.uk/holiday-clubs/

OUR AFTER SCHOOL CLUBS HALL OF FAME

Take a look at some of the work we get up to at our after school clubs! Each term we have a different theme for our activities from animals, outer space, back in time, clay work and many more!



CRAFTY CROSSWORD!



Across

2. A primary colour
3. Famous artist
5. The number of primary colours
7. The colour you get if you mix green and yellow

Down

1. The colour of the sun
3. Used to add colour to a drawing or picture
4. Used to draw and sketch
6. The artist who painted 'Water Lillies'

Answers - Across - 2. Red 3. Picasso 5. Three 7. Yellow 3. Paint 4. Pencil 6. Monet

COLOUR IN ...

